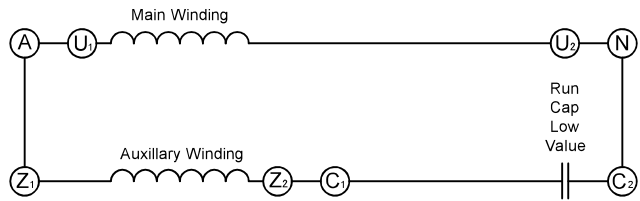


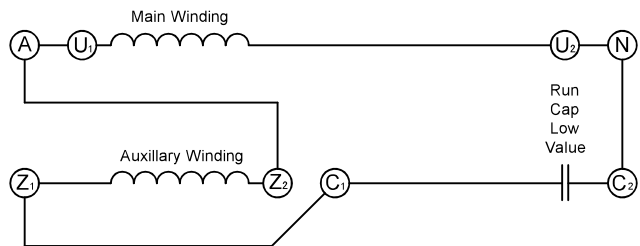
Capacitor Run Motor
 Also commonly called a
 Permanent Split Capacitor Motor
 or PSC Motor

Connections for ACW rotation
 viewed from the shaft end



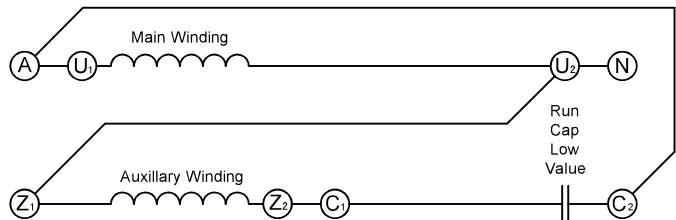
Connections for CW rotation
 viewed from the shaft end

Auxillary Winding reversed




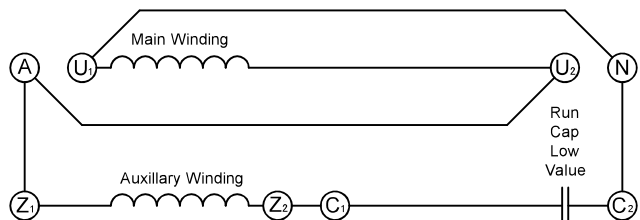
Connections for CW rotation
 viewed from the shaft end

Whole Auxillary 'Series Circuit' reversed



Connections for CW rotation
 viewed from the shaft end

Main Winding Reversed



**ELECTRIC MOTOR
 EDUCATION**

eme (Aust) Pty Ltd

**Connection Diagrams
 Single Phase Capacitor Motor
 Cap Run**

Drawn By : *IRHolder*
 Date : 20/04/2018

Scale : 1:1

180420-3

A4